



Pet Fountain

Operating Manual



PRODUCT MANUAL

Product name: Pet fountain

Product number: RJ-733N

Product size: 20*20*15.6cm

Product material: ABS

Input voltage : 220-240V

Output voltage: 220-240V

Power consumption: 2W

Hydraulic head: 40-45cm

Rate of flow :150L/H

Weight:0.8KG

Cord length: 1.45m

Capacity: 2L

Waterproof level: IPX8

Executive standard:Q/HKN 2-2017

Certificate:CCC, CE

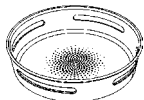
Phone: 86-576-84192500

Email: Official@carno.com.cn

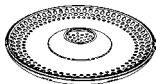
Address: No.4,Gaoyang Industrial Zone, Yuanqiao Town,
Huangyan District Taizhou City, Zhejiang province,China

COMPONENTS

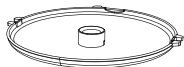
1 Lid



2 Activated carbon filter



3 Drainage disk



4 Drainage column



5 Pump



6 Bowl

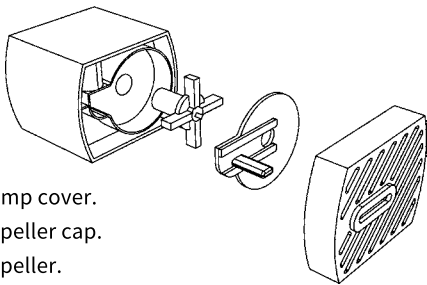


7 Shell



PUMP MAINTENANCE

Cleaning the pump is essential to the longevity of fountain.
Clean the pump every 2 weeks.



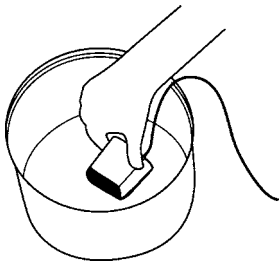
- 1.Remove the pump cover.
- 2.Remove the impeller cap.
- 3.Remove the impeller.

FOUNTAIN MAINTENANCE

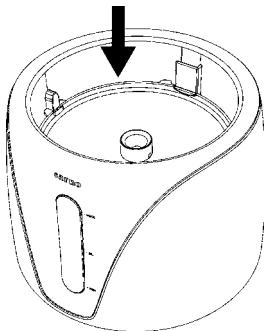
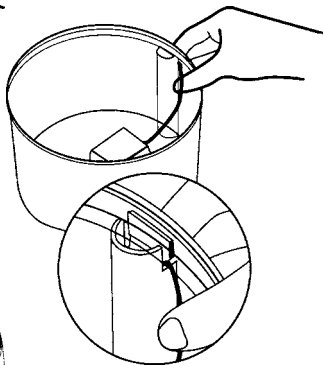
- Power off before fountain clean.
- Clean fountain by water or a foam with neutral detergent.
- Filter can only clean by water. Detergent is not allowed.
- Hot water, gasoline, alcohol or organic solvent is not allowed to clean the fountain.
- This product can be washed by clean water, excluding pump and power supply.

1.ASSEMBLY PUMP AND LID

1.1 Take the bowl and place the pump inside the groove (It has been setup when package).



1.2 Feed the in-line plug of the electrical power cord over and through the raised post and out the notch (It has been setup when package).



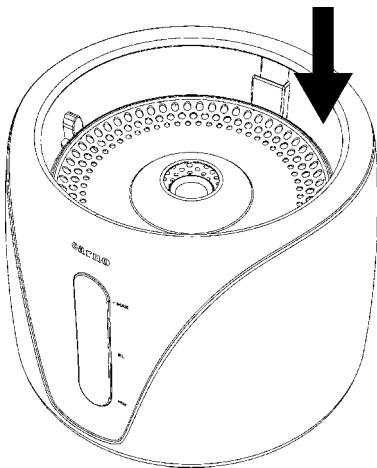
1.3 Put the drainage disk on.

2.ASSEMBLY FILTER

2.1 Rinse the charcoal filter thoroughly in cold water to help remove any excess and loose charcoal dust.

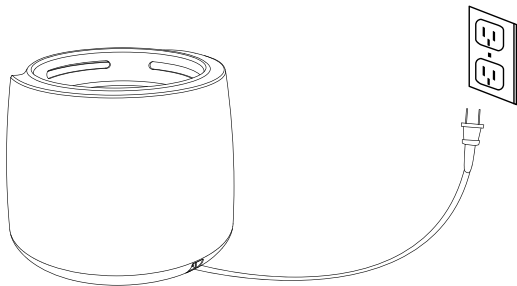


2.2 Place the filter on top of the drainage disk.

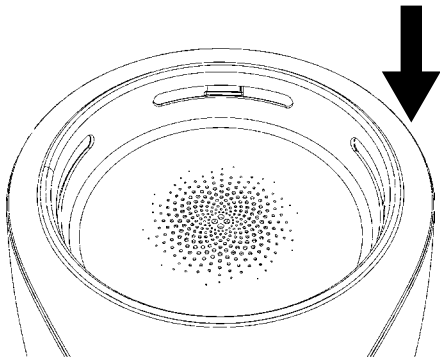


3. WATER FILLING AND POWER-ON

3.1 Add water as needed. The max water level is on the top of the filter. Plug into a power supply and use.



3.2 Put the lid on top and ready to use.



IMPORTANT REMINDERS

- FOR INDOOR USE ONLY!
- Other brand pump is prohibited!
- Please do not open the water joint when the pump is power on.
- Do not allow the water level to fall below the pump, do not let the pump run in no water condition.
- This product is not a toy for children,only use for adult.
- Prevent pets for chewing this product.
- Place the pet fountain on a protective surface to guard floor against possible water damage from spillage.

Q&A TROUBLESHOOTING

How frequently do I need to change the filter?

The filter should be changed every 2- 4 weeks, depending on the number of pets using the fountain.

Why am I finding small black particles in my pet' s fountain?

It is common for some residual charcoal dust to seep from the filter. This is perfectly normal and not harmful to your pet in any manner. To help prevent the charcoal dust from shedding, rinse the filter thoroughly under running water before placing inside the fountain.

How often should I clean the fountain?

Fountain should be clean at least every two weeks. Please clean it once a week if you living in hard water.

How long will the fountain pump last?

The fountain runs on long life pump. The pump normally last 2 years(20,000 hours). If the pump has been in regular use for approximately this time period, it maybe old and need replacing. We provide full 1- year warranty(not including improper use or malfunction for no periodic cleaning) for pump.

What' s the fountain power consumption?

Fountain runs on a super low power pump with power adapter. The power consumption is about 2.0 Watts so the total power consumption is about 1.5kWh per month or 18 kWh per year.

